VG NO. CMT 908-H4

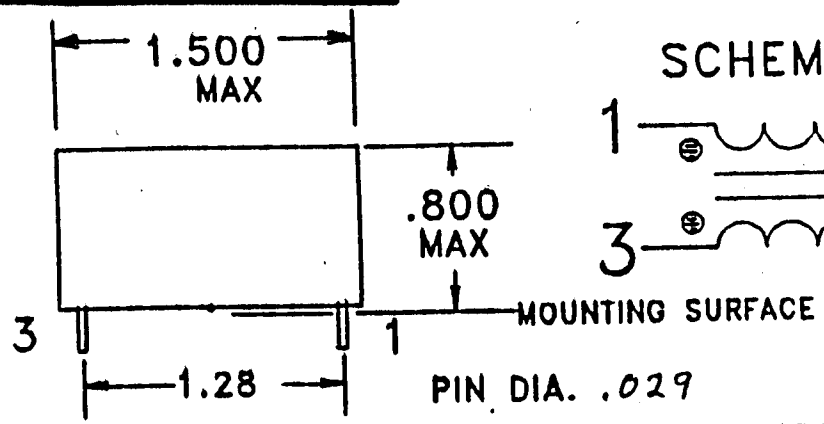

PIN DIA. .029

PIN LENGHT .092" MIN TO .187" MAX

.120 MIN SPACING BETWEEN WINDINGS

SCHEMATIC

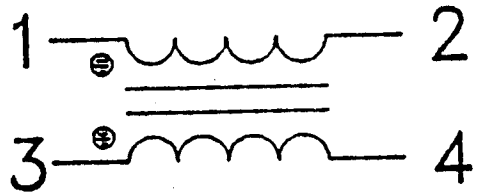

DC RESISTANCE IN OHMS	1 TO 2 .160 MAX
	3 TO 4 .160 MAX
POLARITY MUST BE CORRECT	
APPLY = .1V @ 10 KHz	
INDUCTANCE = 1 TO 2 16.0 mHYS MIN	
IND 1-2 ≅ 3-4 WITHIN .32 mHY.	
LEAKAGE INDUCTANCE = 180.0 uHYS	
~900 uHY 1-3 WITH 2&4 SHORTED	
HIPOT = 2850 V FOR 1 SEC MIN	
WDG TO WDG	
CONTINUITY =	
IMPREGNATION NOTES =	
PINS TO BE FREE OF DEBRIS TO MTG SURFACE MIN	

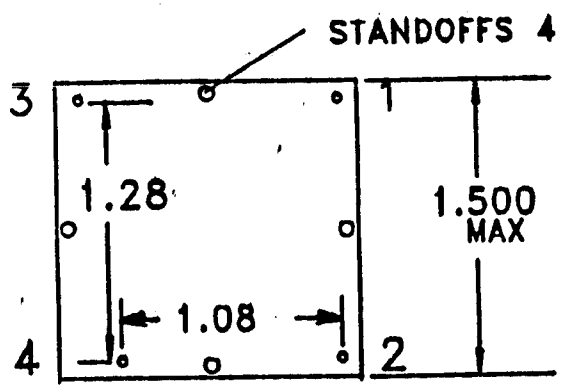

BOTTOM VIEW

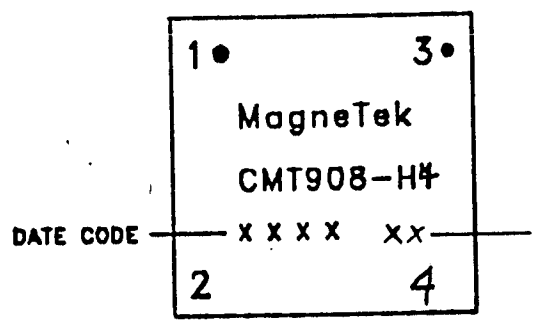

TWO DIGIT VENDOR INDENTIFICATION CODE TO BE ASSIGNED AFTER VENDOR APPROVAL.

MARKING TOP VIEW OF COMPONENT

CHANGE		DATE
RELEASED	KDC	4-23-92
ECN G759D	[illegible]	5.17.97
ECN G8248	[illegible]	10.9.97

UNLESS OTHERWISE SPECIFIED DIMENSIONS ARE IN INCHES: TOLERANCES: X/X = ± 1/64 .XX = ± .01 .XXX = ± .005 ∠ = ± 0° 30'

THIS DRAWING CONTAINS INFORMATION PROPRIETARY TO MAGNETEK. ANY REPRODUCTION, DISCLOSURE OR USE OF THIS DRAWING IS EXPRESSLY PROHIBITED EXCEPT AS MAGNETEK MAY OTHERWISE AGREE IN WRITING. DO NOT SCALE DRAWING.

MATERIAL

FINISH

MagneTek

24

DWN BY [illegible]	SCALE —	TITLE COMMON MODE FILTER INDUCTOR	SIZE A	DRAWING NO. CMT 908-H4
CHK BY	DATE 4-22-92			
APVD BY K. Chase				